

# Sorting Lower Bound

Andreas Klappenecker  
based on slides by Prof. Welch

# Insertion Sort Review

- How it works:
  - incrementally build up longer and longer prefix of the array of keys that is in sorted order
  - take the current key, find correct place in sorted prefix, and shift to make room to insert it
- Finding the correct place relies on comparing current key to keys in sorted prefix
- Worst-case running time is  $\Theta(n^2)$

# Insertion Sort Demo

- <http://sorting-algorithms.com>

# Heapsort Review

- How it works:
  - put the keys in a heap data structure
  - repeatedly remove the min from the heap
- Manipulating the heap involves comparing keys to each other
- Worst-case running time is  $\Theta(n \log n)$

# Heapsort Demo

- <http://www.sorting-algorithms.com>

# Mergesort Review

- How it works:
  - split the array of keys in half
  - recursively sort the two halves
  - merge the two sorted halves
- Merging the two sorted halves involves comparing keys to each other
- Worst-case running time is  $\Theta(n \log n)$

# Mergesort Demo

- <http://www.sorting-algorithms.com>

# Quicksort Review

- How it works:
  - choose one key to be the pivot
  - partition the array of keys into those keys  $<$  the pivot and those  $\geq$  the pivot
  - recursively sort the two partitions
- Partitioning the array involves comparing keys to the pivot
- Worst-case running time is  $\Theta(n^2)$



# Quicksort Demo

- <http://www.sorting-algorithms.com>

# Comparison-Based Sorting

- All these algorithms are comparison-based
  - the behavior depends on relative values of keys, not exact values
  - behavior on [1,3,2,4] is same as on [9,25,23,99]
- Fastest of these algorithms was  $O(n \log n)$ .
- We will show that's the best you can get with comparison-based sorting.

# Decision Tree

- Consider any comparison based sorting algorithm
- Represent its behavior on all inputs of a fixed size with a decision tree
- Each tree node corresponds to the execution of a comparison
- Each tree node has two children, depending on whether the parent comparison was true or false
- Each leaf represents correct sorted order for that path

# Decision Tree Diagram

first comparison:  
check if  $a_i \leq a_j$

# Decision Tree Diagram

first comparison:  
check if  $a_i \leq a_j$

YES

# Decision Tree Diagram

first comparison:  
check if  $a_i \leq a_j$

YES

second comparison  
if  $a_i \leq a_j$ : check if  
 $a_k \leq a_l$

# Decision Tree Diagram

first comparison:  
check if  $a_i \leq a_j$

YES

second comparison  
if  $a_i \leq a_j$ : check if  
 $a_k \leq a_l$

YES

# Decision Tree Diagram

first comparison:  
check if  $a_i \leq a_j$

YES

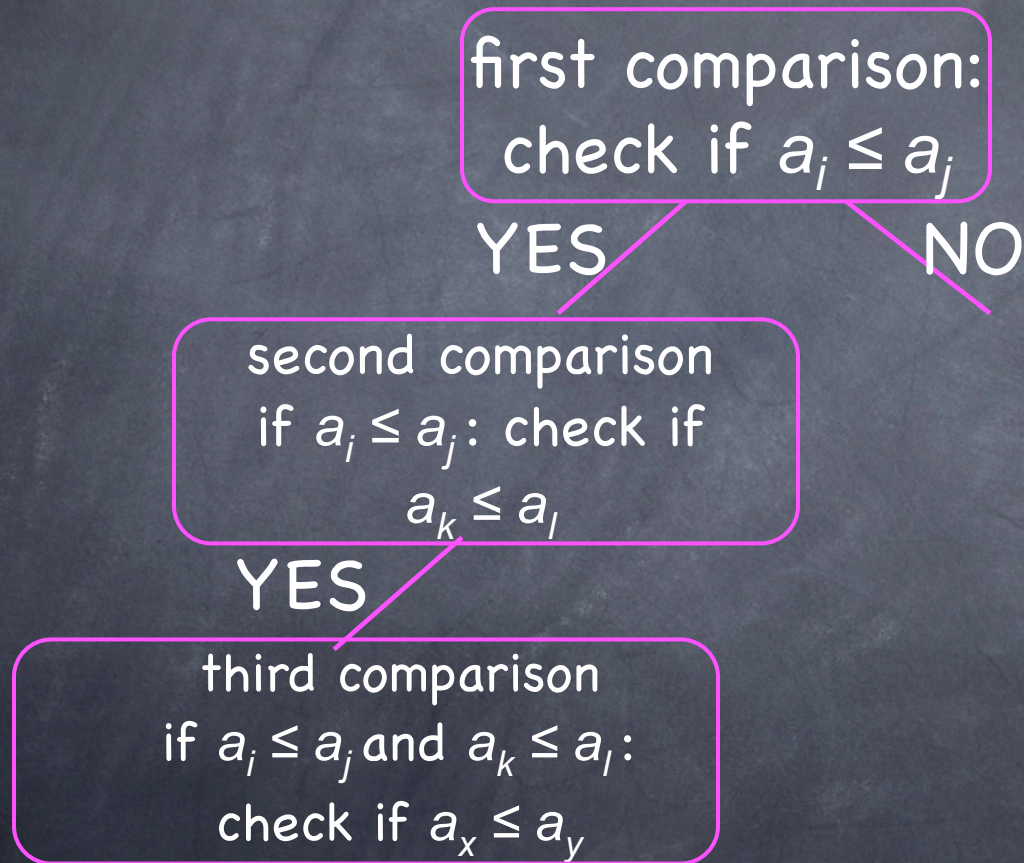
second comparison  
if  $a_i \leq a_j$ : check if  
 $a_k \leq a_l$

YES

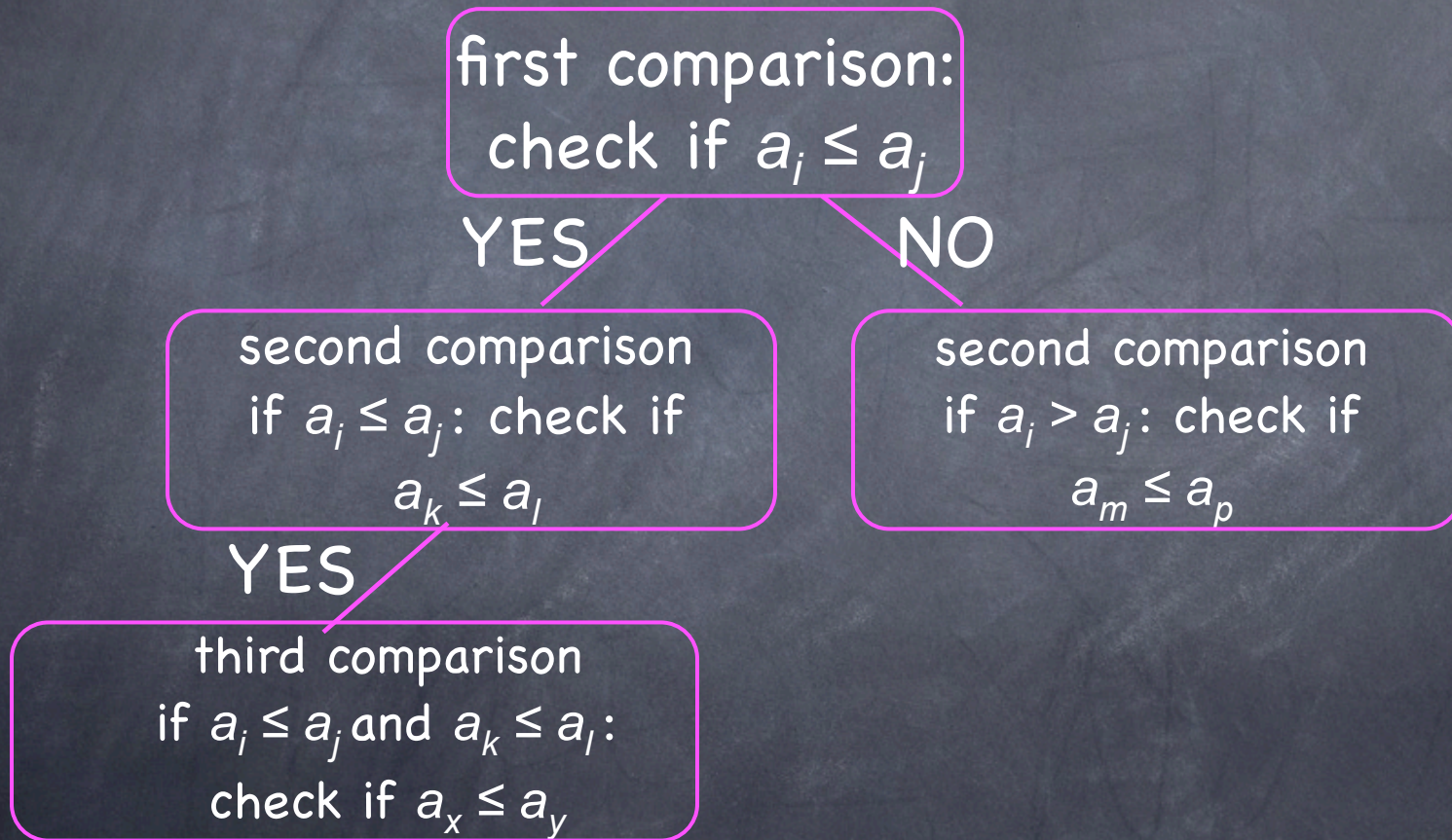
third comparison  
if  $a_i \leq a_j$  and  $a_k \leq a_l$ :  
check if  $a_x \leq a_y$



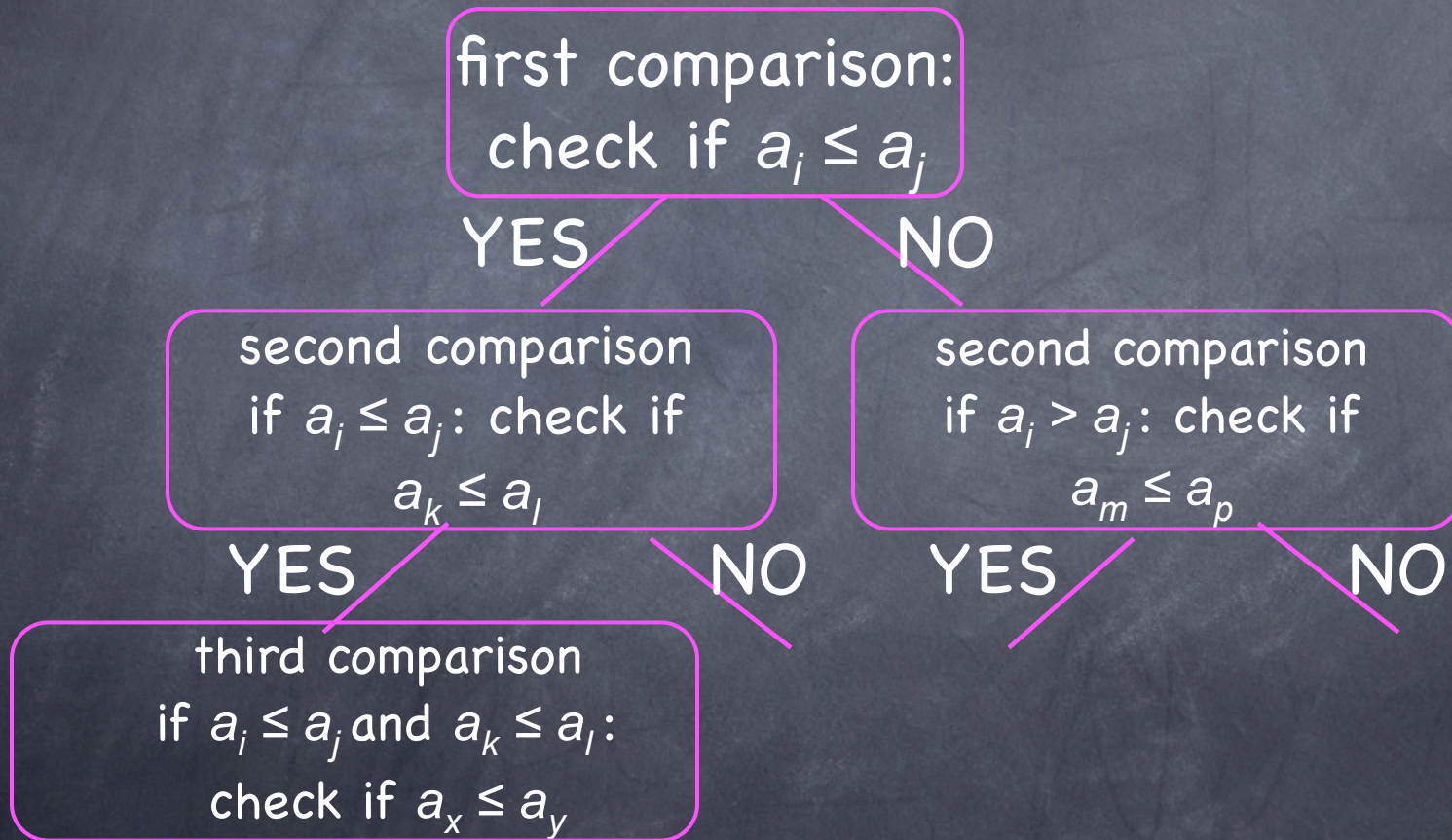
# Decision Tree Diagram



# Decision Tree Diagram



# Decision Tree Diagram



# Insertion Sort

```
for j := 2 to n to
  key := a[j]
  i := j-1
  while i > 0 and a[i] > key do
    a[i+1] := a[i]
    i := i - 1
  endwhile
  a[i+1] := key
endfor
```

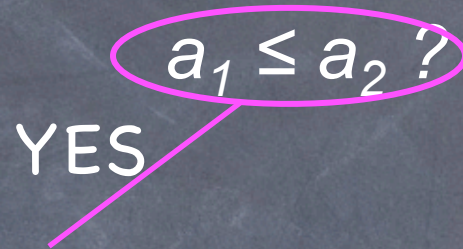
**comparison**

# Insertion Sort for $n = 3$

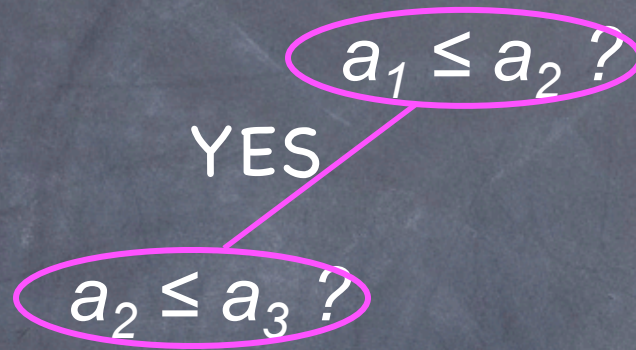
$$a_1 \leq a_2 ?$$

# Insertion Sort for $n = 3$

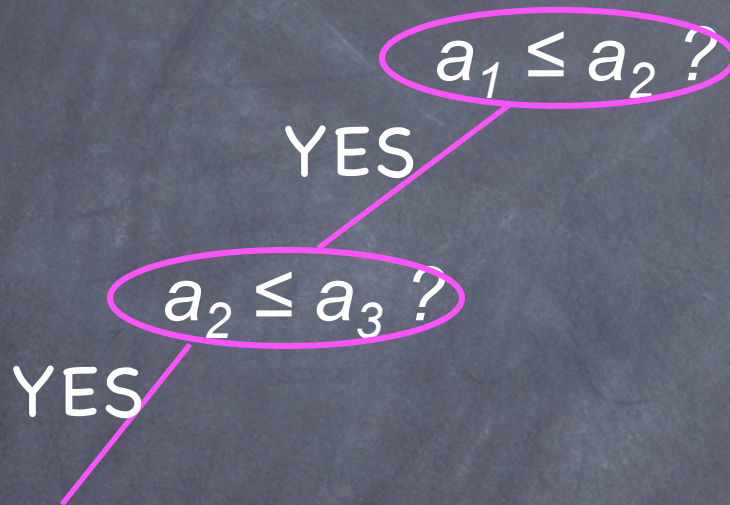
$a_1 \leq a_2 ?$   
YES



# Insertion Sort for $n = 3$

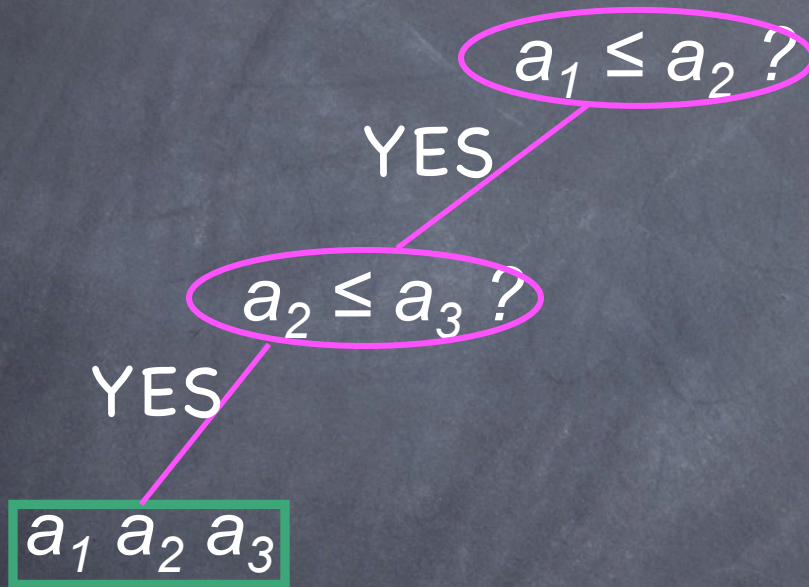


# Insertion Sort for $n = 3$

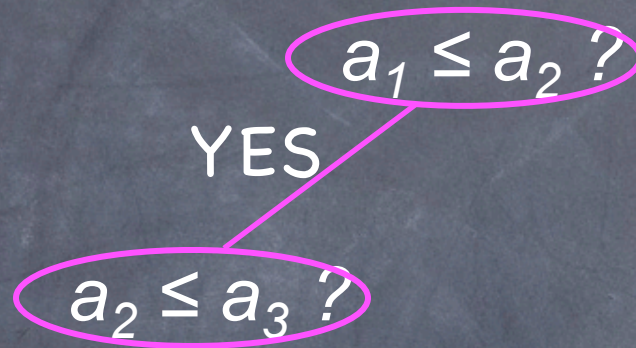




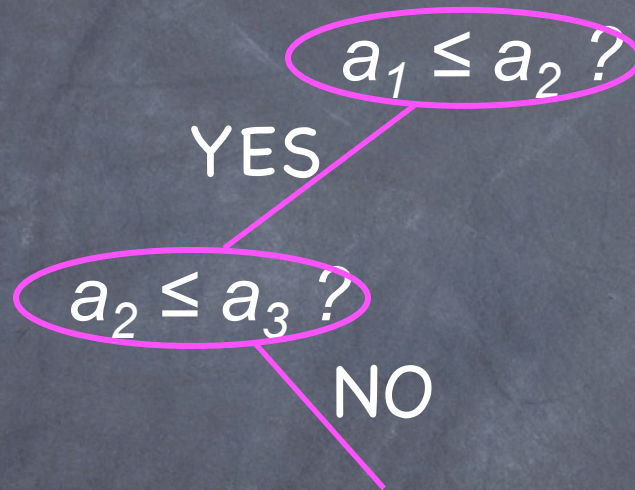
# Insertion Sort for $n = 3$



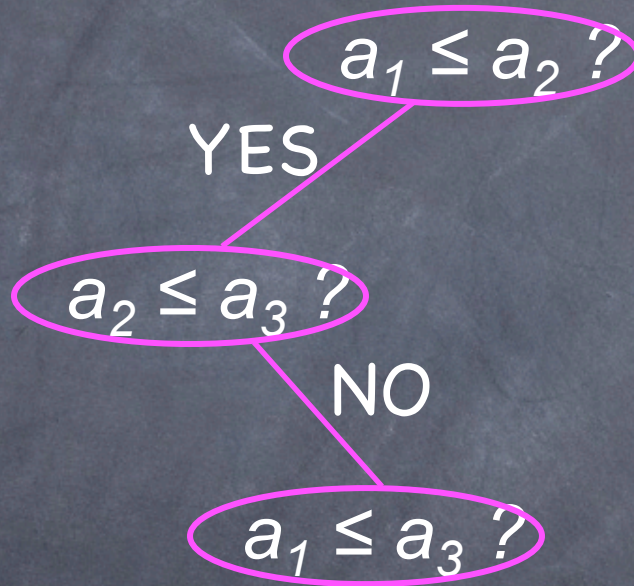
# Insertion Sort for $n = 3$



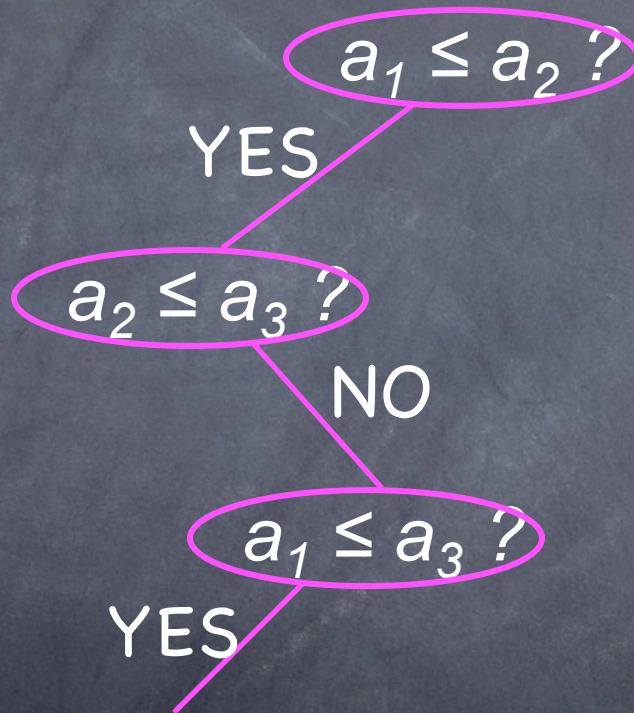
# Insertion Sort for $n = 3$



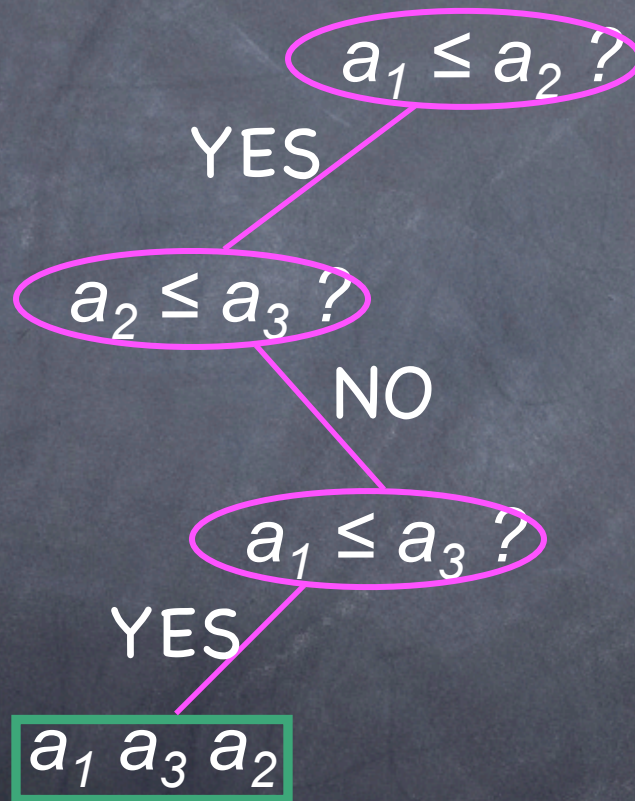
# Insertion Sort for $n = 3$



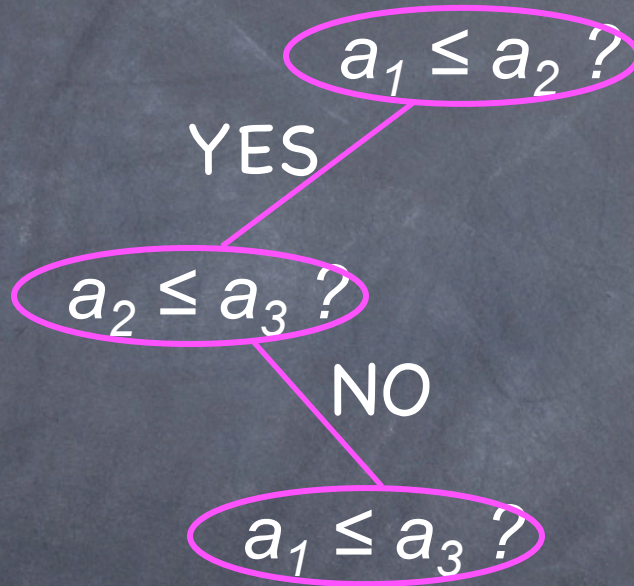
# Insertion Sort for $n = 3$



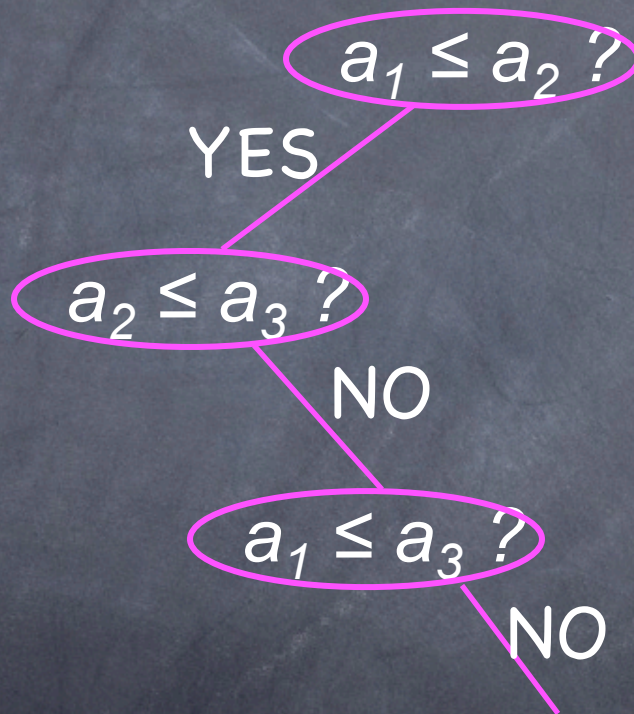
# Insertion Sort for $n = 3$



# Insertion Sort for $n = 3$

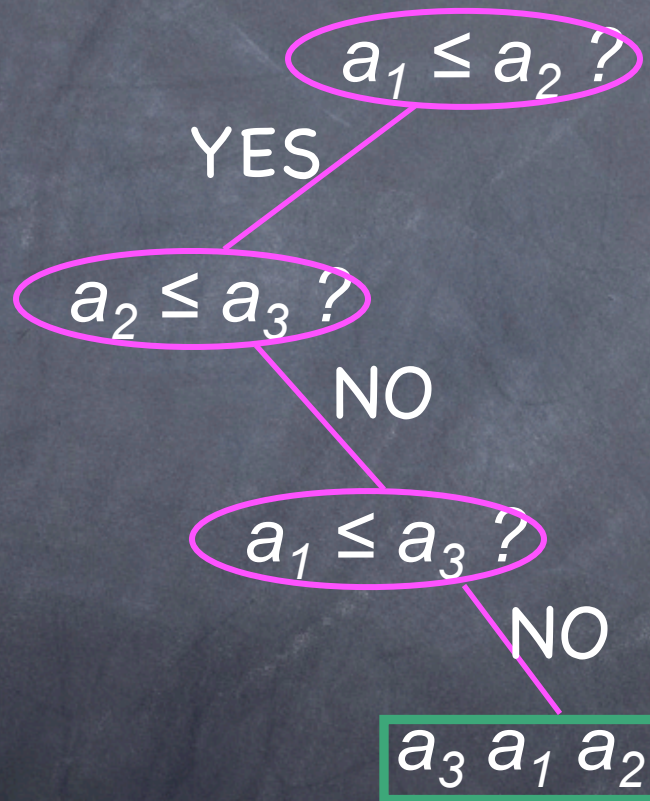


# Insertion Sort for $n = 3$





# Insertion Sort for $n = 3$




# Insertion Sort for $n = 3$

$$a_1 \leq a_2 ?$$

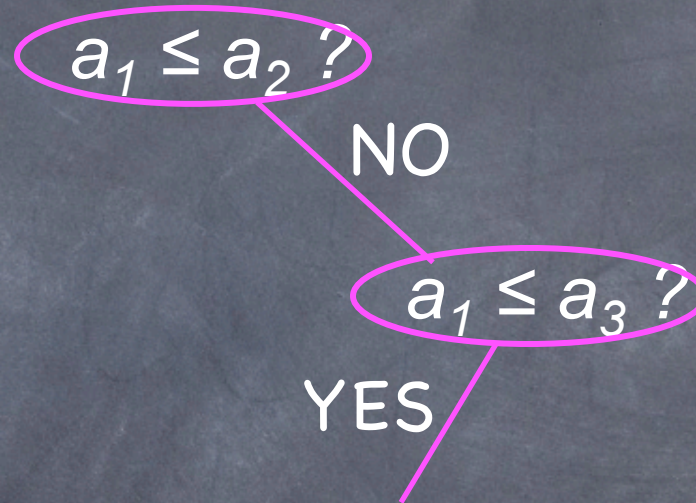
# Insertion Sort for $n = 3$

$a_1 \leq a_2 ?$   
NO

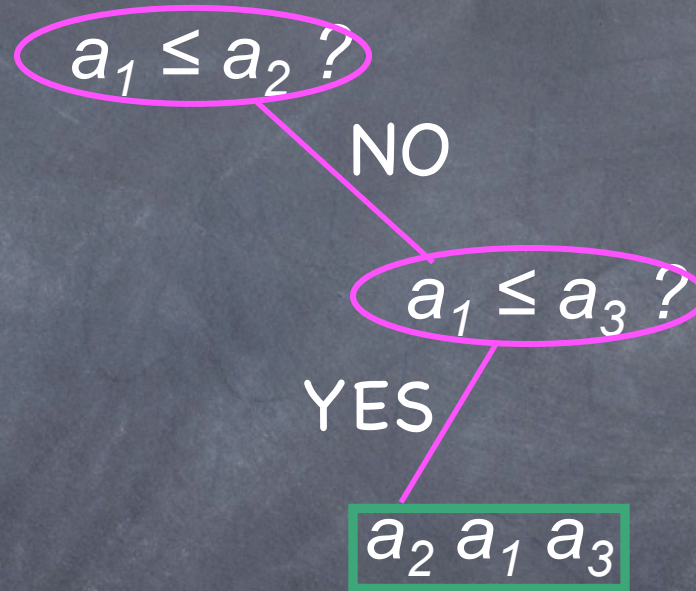
# Insertion Sort for $n = 3$




# Insertion Sort for $n = 3$



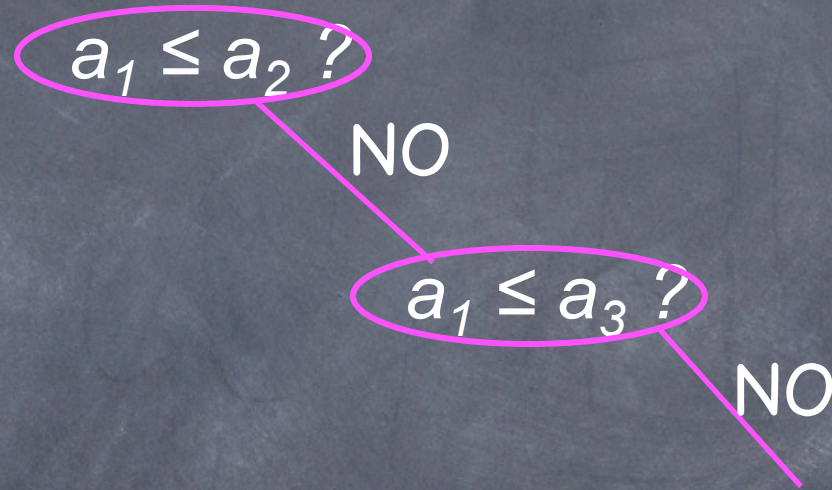
# Insertion Sort for $n = 3$



# Insertion Sort for $n = 3$




# Insertion Sort for $n = 3$

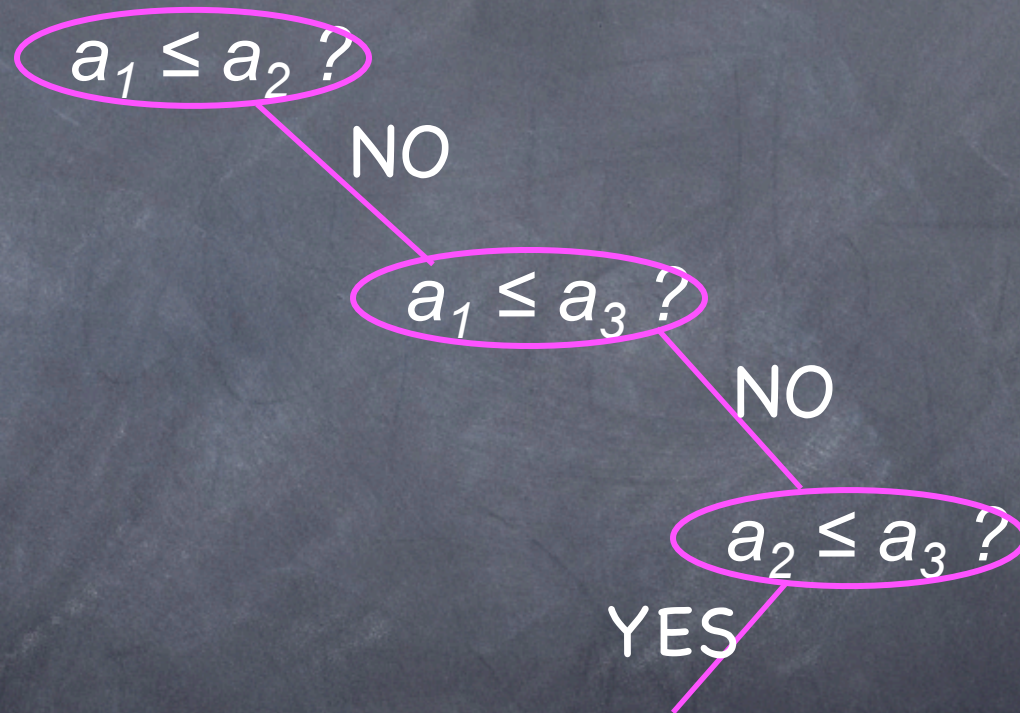




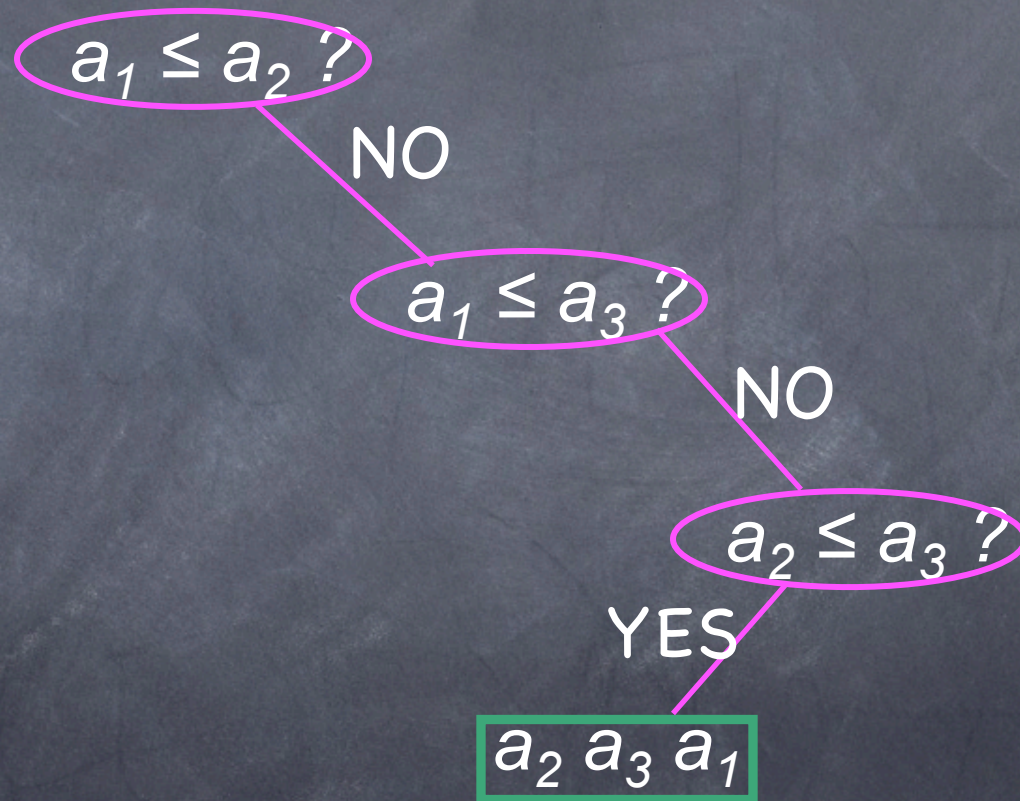
# Insertion Sort for $n = 3$




# Insertion Sort for $n = 3$



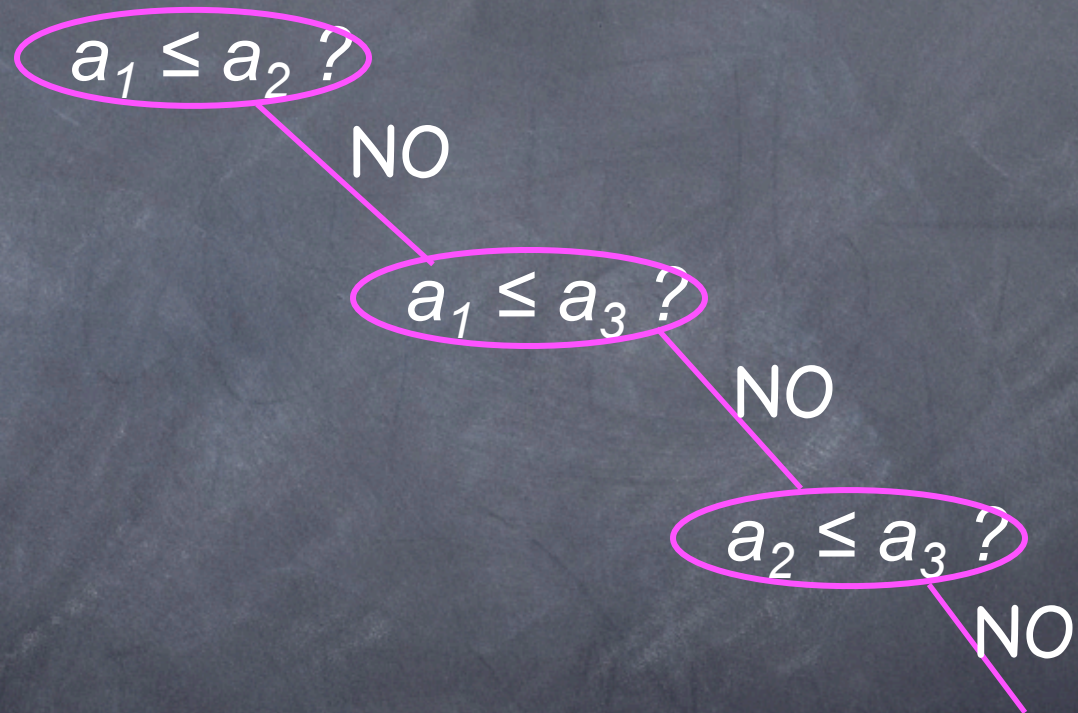
# Insertion Sort for $n = 3$



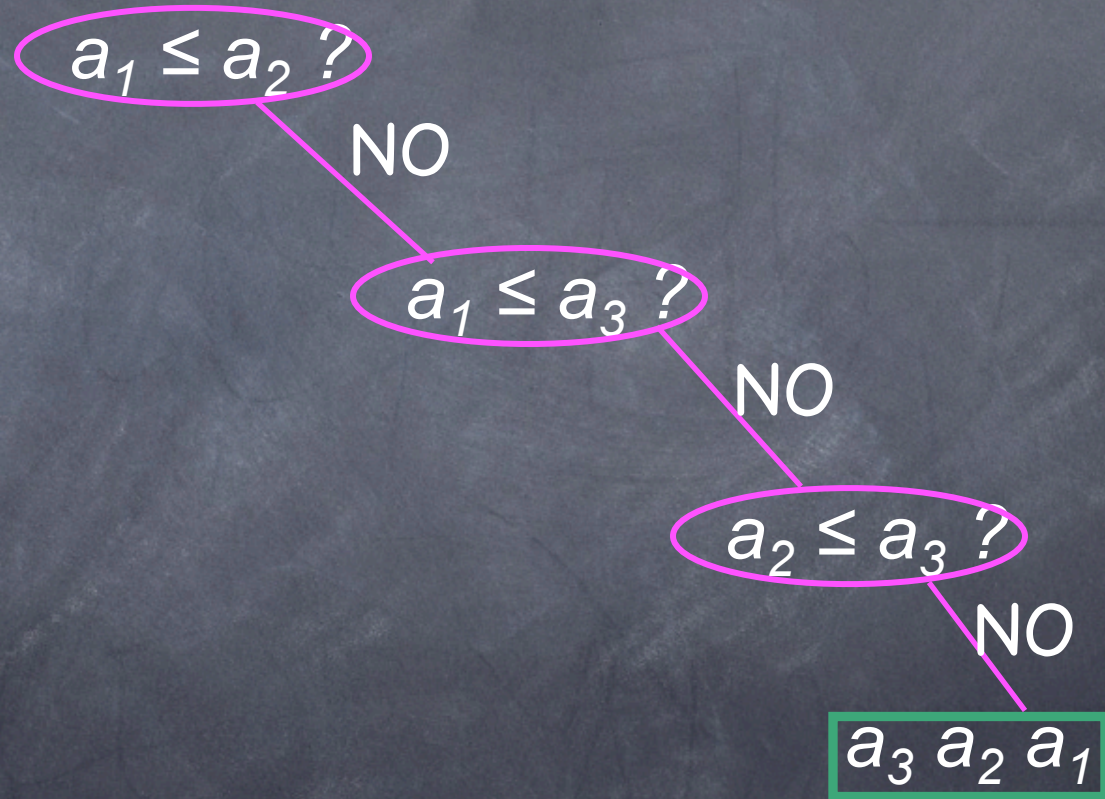
# Insertion Sort for $n = 3$




# Insertion Sort for $n = 3$



# Insertion Sort for $n = 3$



# Insertion Sort for $n = 3$



# How Many Leaves?

- Must be at least one leaf for each permutation of the input
  - otherwise there would be a situation that was not correctly sorted
- Number of permutations of  $n$  keys is  $n!$ .
- Idea: since there must be a lot of leaves, but each decision tree node only has two children, tree cannot be too shallow
  - depth of tree is a lower bound on running time



# Key Lemma

# Key Lemma

Height of a binary tree with  $n!$  leaves is

# Key Lemma

Height of a binary tree with  $n!$  leaves is  $\Omega(n \log n)$ .

# Key Lemma

Height of a binary tree with  $n!$  leaves is  $\Omega(n \log n)$ .

Proof: The maximum number of leaves in a binary tree with height  $h$  is  $2^h$ .

# Key Lemma

Height of a binary tree with  $n!$  leaves is  $\Omega(n \log n)$ .

Proof: The maximum number of leaves in a binary tree with height  $h$  is  $2^h$ .

# Key Lemma

Height of a binary tree with  $n!$  leaves is  $\Omega(n \log n)$ .

Proof: The maximum number of leaves in a binary tree with height  $h$  is  $2^h$ .

# Key Lemma

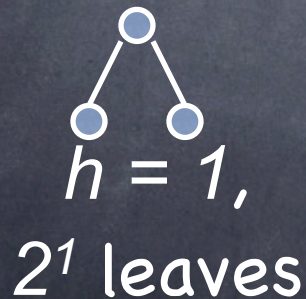
Height of a binary tree with  $n!$  leaves is  $\Omega(n \log n)$ .

Proof: The maximum number of leaves in a binary tree with height  $h$  is  $2^h$ .

# Key Lemma

Height of a binary tree with  $n!$  leaves is  $\Omega(n \log n)$ .

Proof: The maximum number of leaves in a binary tree with height  $h$  is  $2^h$ .

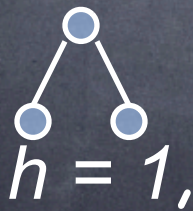




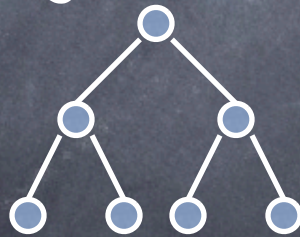
# Key Lemma

Height of a binary tree with  $n!$  leaves is  $\Omega(n \log n)$ .

Proof: The maximum number of leaves in a binary tree with height  $h$  is  $2^h$ .



$2^1$  leaves

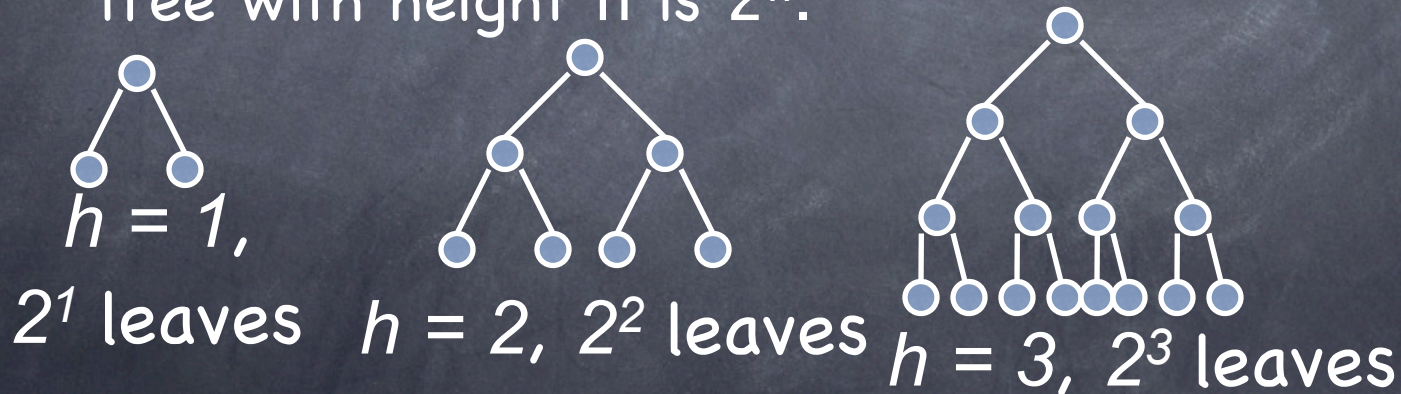


$h = 2, 2^2$  leaves

# Key Lemma

Height of a binary tree with  $n!$  leaves is  $\Omega(n \log n)$ .

Proof: The maximum number of leaves in a binary tree with height  $h$  is  $2^h$ .



# Proof of Lemma

- Let  $h$  be the height of decision tree, so it has at most  $2^h$  leaves.
- The actual number of leaves is  $n!$ , hence

$$2^h \geq n!$$

$$h \geq \log(n!)$$

$$= \log(n(n-1)(n-1)\dots(2)(1))$$

$$\geq (n/2)\log(n/2) \quad \text{by algebra}$$

$$= \Omega(n \log n)$$

# Finishing Up

- Any binary tree with  $n!$  leaves has height  $\Omega(n \log n)$ .
- Decision tree for any  $c$ - $b$  sorting alg on  $n$  keys has height  $\Omega(n \log n)$ .
- Any  $c$ - $b$  sorting alg has at least one execution with  $\Omega(n \log n)$  comparisons
- Any  $c$ - $b$  sorting alg has  $\Omega(n \log n)$  worst-case running time.